



- **President's Corner**
- **Vice Presidents Report**

- **Meeting Minutes**
June 2006

- **Events- The List!**
- **Cross Words!**
- **Tales of FrankenStag**
- **Model Box**

MVTRallye Game Pt 7



July 2006

2nd edition

- **MVT Officers**

President: Stan Seto, 513-683-7974

Vice President: Randy Wakefield,
937-637-4993

Secretary: Phil Daye, 937-423-8157

Treasurer: Carolyn Daye,
937-423-8157

Membership: Sue Bell, 937-890-1969

Events: Bruce Clough,
937-376-9946

Please send comments/suggestions
to:

news@miamivalleytriumphs.org
or to the P. O. Box.

Cutoff date for next month's Marque
is the 20th.

Obligatory Disclaimer

"The Marque" is the official publication of the Miami Valley Triumphs Car Club, P. O. Box 144, Bellbrook, OH 45305. Views stated in the "Marque" are not necessarily those of the officers or members of the club. Technical data is provided for information only and no liability is assumed for suitability, applicability, or safety. Miami Valley Triumphs is a registered chapter of the Vintage Triumph Register and a local center of the Triumph Register of America. Meetings are held the first Wednesday of the month at Fuddrucker's Restaurant on Kingsbridge Drive, behind the Dayton Mall, unless otherwise noted in the "Marque". General membership meetings are at 8:00 pm with informal dinner starting at 6:00 pm prior to the meeting. Anyone interested is most heartily invited to attend. Triumph car ownership is not required.

The President's Comments, July, '06

Where on earth did June go?? Here we are looking at July. TRA was a great success, if you listened to the comments of those who came. We had fifty-nine registered and I think only one "no-show" to personal illness. Those who came and ran the tours could have put over 400 miles on their cars. The weather was great, and even though we were out in the woods, getting gasoline and fed did not seem like a problem.

MVT was well represented with Chuck and Chris White, Forrest Gwinn and Audry, Bruce and Alice and the kids, Roger and Carol Rutledge, Norma and myself and the Macy's. The Rutledge's and Norma placed well in the Hotel Tour, and car trophies were won by the White's, Macy's, and Seto's for Participants choice. The quilt that Alice put together for the Auction was bid out at over \$100.00. No one in the club had car problems, as far as I know, and an article about the whole show will be in either this edition or the next.

Took the TR3 out on the road for the Spring Tour, reported elsewhere in the Marque. It ran OK for the most part, and I'm reminded that these are 1960's cars and due care should be taken. Roger Rutledge had a problem and was prepared for it. I had a problem and was not. On these day trips, I seldom carry tools or replacement parts. However after this little incident, I may start packing the car for any trip as though it were 700 miles. No tools, no parts and we were in an area where cell phone connections were questionable. Where's the old pay phone, when you need it....? Gone the way of the Dodo. More's the pity.

Next event is the Pool party at the Ball's. If you've not attended, you owe it to yourself to come this year. It is not only great food, it is great fun and lots of stories....And after all where else can you see the Elephant/Hippopotamus Water Ballet team in action?? The club supplies the steaks....

Then there is VTR, Dallas-Ft. Worth in July, but my poll suggests no one from the club is going. Check the Marque Events for other doing this month.

Hope to see you at the meeting, bring your little British Cars...

Thanks for listening, Stan Seto
The Vice-President's Comments

July is here ! Its only weeks until the biggest BCD ever! Believe it. Our little garden party may peak this year. Weather has been running warm and somewhat dry especially in the morning and early afternoon. Yours truly has run up the Spitfire and I am now working in as well as on the hanger. The cars are a joy to work on when sun and rain are not upon me in excess. I am catching up on all my tasks. I don't know how I ever had time to work.

This will be the last episode of the TR7 model as I put a few finishing touches on the little racer. It was a fun project. It will join the rest of my Triumph models on a special shelf. Funny though, there never was a Spitfire done in 1/25th scale in plastic. I don't believe there were any in the fine line of models offered by Airfix either. Those were 1/32nd scale. I have several of them. The smaller scale was and remains of greater popularity in Europe.

I started to measure my extra Spitfire chassis with the notion of applying the fiberglass body of an Austin Bantam. It would make a cute


tiny street rod as well as an irresistible



LBC. The measures all come out true. The snag would be to deal with the wheel and make sure of a tasteful body opening for it. The ride height is pretty open to adjustment. Spats perhaps?

I guess the old TR6 is next. My temper has died down from the last bout with the little monster. If she turns over, I make her run. How I long for the road and my little roadsters. I had almost become a Gradgrind (Carlisle). To toil is hopeful, to rev supreme, the little exhaust burb is a sweet midsummer dream.

Rev-guards R.L.



This is my new hobby. I figured out how to make colouring book pages from our photos.

June 2006 Membership Meeting

Membership meeting minutes for June

Meeting called to order at 7:30 by the pres. No change to the agenda. New member, Jim Tatano, has a 4A with 35,000 original miles. Lives north of Tipp City works at Wright Patt. He is looking for help for locating parts,

Officer reports: Pres: was in Portugal last month. reported that the Spring Tour went well. Had a good time. VO: glad to be here, hanger is up and wanting a party, Aug 19, more info forthcoming. Treasurer : Money in the account, pay your dues.

Membership: 17 paid members, pay your dues please.

Events: TRA in June 60 registered. July 16 Cincy BCD new location from past years, more info in the Marque. Old business: last year's tees available from Carolyn. New business: Mike McKittrick has his TR6 for sale, Stated that after 14 years it was time for something new and has a TR7 to drive. Phil has a TR6 for sale due to family expansion.

Split the pot winner Jim Carter. meeting adjourned.

Some notes from the BCD meeting held June 8,2006: pre-registered 51, as in previous years we will need help early on with parking, cooking of food, registration help, clean up after. Friday before show to set up parking and stuff goody bags. Ballots will be a single sheet with 4 teams of 4 people counting quadrants of the sheet. We will need help with his.

Editor's note : The applications for BCD usually come in at the average of 3-5 per day until the last three weeks where as many as eight appear. We are on or slightly above average for this years show then.



MVT Living Events List

July 1st Miami Valley Triumphs Pool Party, Ball's pool, Franklin, OH Going? Contact Ball's at ballpad@aol.com and let them know! Club is buying the steak.

July 5th Miami Valley Triumphs Membership Meeting, Fudruckers Restaurant, Kingsridge Dr. behind Dayton Mall across from Poelking Lanes, 6:30 pm dinner, 7:30 pm meeting

July 9th Cincinnati British Car Show, Fairfield, OH. Bob Merten (513)941-4911
e-mail jagaus@fuse.net

July 19-23 Vintage Triumph Register National Convention, Las Colinas, TX. Jim Thompson, Phone: (817) 562-1500, E-mail: jimt@ieee.org

August 2nd Miami Valley Triumphs Membership Meeting, Fudruckers Restaurant, Kingsridge Dr. behind Dayton Mall across from Poelking Lanes, 6:30 pm dinner, 7:30 pm meeting

August 4-6 NASS Get Together 6, Dayton, OH Mike Ross. Phone: 937-862-4302. Email: mikeross@prodigy.net

August 5th Dayton British Car Day, Edgewater Metro Park, Dayton, OH. Call anyone in the club for more info!

August 10-12 Roadster Factory Summer Party, Armagh, PA. 814-445-6860

September 6th Miami Valley Triumphs Membership Meeting, Fudruckers Restaurant, Kingsridge Dr. behind Dayton Mall across from Poelking Lanes, 6:30 pm dinner, 7:30 pm meeting

September 10th Battle Of The Brits, Sterling Heights, MI. Terry Walters 734-464-8149,
botbchair@detroittriumph.org

September 16th Carl Day Cruise-In, Trotwood, OH. Registrations: 937-898-3655

September 17th Discovery Concours d'Elegance, Dayton, OH. 937-275-7431

September 22-24 Indy British Motor Days, American Legion Post 64, Indianapolis

September 28th – October 1st 6-Pack Trials 2006, Cuyahoga Falls, OH. TR250navigator@aol.com

October 4th Miami Valley Triumphs Membership Meeting, Fudruckers Restaurant, Kingsridge Dr. behind Dayton Mall across from Poelking Lanes, 6:30 pm dinner, 7:30 pm meeting

Mid-October Fall Tour – Plan For An Overnighter!

October 19-22 Triumphest 2006, Santa Ynez Valley Marriott, Buellton, CA. Bob Muzio,
tr_jag@yahoo.com, 818-703-1846

November 1st Miami Valley Triumphs Membership Meeting, Fudruckers Restaurant, Kingsridge Dr. behind Dayton Mall across from Poelking Lanes, 6:30 pm dinner, 7:30 pm meeting.



Stan sends this incredible bridge picture. Ask him about this remarkable work.

The MVT Triumph Search Mk. 1

	T	R	A	I	L	I	N	G	A	R	M
R	3	T	4	D	N	A	D	K	4	I	
I	D	3	V	O	G	3	R	A	S	C	
C	R	D	4	L	3	G	O	R	A	H	
H	T	7	G	O	R	A	F	U	C	O	
A	R	T	R	M	3	T	K	M	U	L	
R	I	F	T	I	P	S	C	A	L	A	
D	U	8	R	T	S	U	I	L	U	T	
S	M	R	7	E	R	L	T	4	R	T	
D	P	T	R	2	A	A	R	6	G	I	
N	H	R	E	T	S	D	A	O	R	3	
T	R	3	I	E	S	S	E	T	I	V	
2	R	A	D	L	A	R	E	H	R	3	

20 Ideas and names that pertain to Triumph Motor Cars !

Find 10 and be average.

Find 15 and be a fan.

Find all 20 and be as smart as Bruce !

Words can be across, down and backwards not to mention a combination of things. Good Luck. Send your result to the crafty old teacher, Mr. Wakefield.



Tales Of The Frankenstag!

June 2006
Bruce Clough



The Fixed Gas Tank In The Stag – I Knew I Had A Picture Somewhere!

Lost Picture Files

Here are a few pictures I forgot to put in this article from time to time. Above the the FrankenStag's gas tank, fixed an in the car. Below is a view of a few of the Miami Valley Triumphs members that went on the Spring Tour at the Quilt Barn at that neat nursery we visited in Adams County, this was right before we went to the cemetery...



MVT Members Standing In The Soggy Grass Waiting For The Rest Of The Travelers, And The Real Photographer

I also had a photo to prove the MVT Fudge Chairman was at his duty post during the Spring Tour



The Official Fudge Of The Miami Valley

Triumph Car Club, Please, Eat With Caution

Alright, now I feel much better since I used up all the photos sitting in the inbox for my writing – on to more current things:

Second St Market Mayhem!



“Duncan, Look At All These Little British Cars So Early In The Morning, They Are Dripping More Coffee Than Oil!”

20 May 2006: This year the Clough Clan actually got to the Second Street Market British Car Show. I guess third time’s the charm! Dick Smith and the British Transportation Museum’s crew had a really nice show put together for folks, and you couldn’t argue with the weather – clear skies, calm winds. Perfect day.

We drove both the TR7 and the FrankenStag to the show, picking up Bridgett along the way (she was at her first pajama party at a friend’s house). There was a bit of confusion at first on where to park the cars, but we saw two spots close to the registration tent, so we grabbed them! I told all the the FrankenStag was actually a forerunner to the TR7 (and engine-wise there is a little bit of truth to that), so I could park in the TR7/8 section.

There was a steady stream of LBC’s coming into the show, so we ran off inside to get food before the others could suck it all up. This was my first time in the Market, and they have a really nice place. We fed the family breakfast, bought some cookies, bought some roses (4 dozen for \$10, try to do that at your local flower shop!), and got some art for the kitchen! I think we’ll end up down here again sometime.




Is that Chuck White Spiffing Up His Engine Compartment?

Back outside we chatted with a steady stream of people wondering what the Stag was, and found that quite a few of them believed it came with that 4.3 L GM V6 and the Roadrunner hood scoop! Bridgett & Duncan kept the crowd entertained by either fighting or pretending to drive cars. About 1100 we packed it in since we had yardwork to do and a deck christening party to go to in the afternoon. For those MVT'ers that didn't make the show, there is always next year!!


The Model Box Part 3 of the Rallye TR-7

In the last issue, we placed our little car squarely upon its under cart. With the body, interior, and chassis assemblies complete there shouldn't be much else to do right? Wrong. The fine art of turning inexpensive plastic kits into works of art has to do with the details. Would you believe that some of my friends paint the shift pattern on the knob? And have you ever seen a tiny ash tray lay open with a cigarette. I have and many more incredible things done by builders that I have met over the years. The Miami Valley is home to two regular columnists that write for monthly scale auto interest periodicals. If I choose not to go to that level of detail, I certainly admire it. So I have learned well. Our little TR need a bit of touching up where the overall colour is covered with trim paint The headlights are covered with a bit of painted lid and the popup portion is two different colours. The side trim piece will need a dab of Matt Black as well.

Lets begin by painting the seat and shoulder harnesses Matt Tan. The paint is a



little dry so I have to use a little thinner. There is a definite difference between thinner and airbrush cleaner. Both are available in similar containers so remember to always use the right materials for the paints you are using. Then, I will go back and tickle a little silver over the raised part of the buckles. With the interior detail done and the dash glued




into the body, I am ready to assemble the body and chassis. How about an Antennae?

The Finished Craft

Oh, all right, technically there is no such thing as a finished craft to a hobby lover like myself. And yes I must confess that I enjoy removing older models from my shelves and subjecting them to restoration procedures. The next move is an old one. We stretch a bit of sprue tree over a candle in order to make an antenna for the roof.

The TR7 needs a bit of black paint to detail the wiper arms as well as the side trim pieces on the "C" post. Some Blue will be needed where the rigid plastic like decals broke



whilst I was fitting. Careful light application of paint will hide the seam without causing an excess of noticeable material. One last clean up and then a coat of clear. Use care when clearing over silver paint. Many clear paints cause the silver to run down the model. There! Done.

